

Portfolio Snapshot

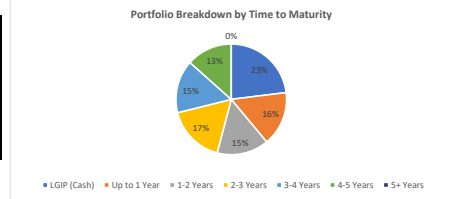
As of 10/31/2023

October	
KCIP Rate	3.05%
LGIP Rate	5.398%
Gross Earnings	\$ 399,393.69
Pool Average Daily Balance	\$ 150,949,800.11

12 Month Average	
KCIP Rate	2.7717%
LGIP Rate	4.8445%
Gross Earnings	\$ 319,073.57
Ave Daily Cash Balancing	\$ 143,235,246.87

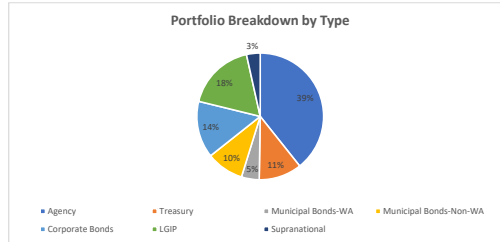
Portfolio Breakdown by Time to Maturity		
Time to Maturity	Par Value	Percentage Value
LGIP (Cash)	\$ 39,775,043.64	23%
2023 Up to 1 Year	\$ 27,480,000.00	16%
2024 1-2 Years	\$ 26,170,000.00	15%
2025 2-3 Years	\$ 29,361,000.00	17%
2026 3-4 Years	\$ 26,720,000.00	15%
2027 4-5 Years	\$ 23,150,000.00	13%
5+ Years	\$ -	0%
Total	\$ 172,656,043.64	100%

Duration
1.600



Portfolio Breakdown by Type			
Type	Par Value	Percentage Value	Allowed per Policy
Agency	\$ 67,850,000.00	39%	100%
Treasury	\$ 16,636,000.00	10%	100%
Municipal Bonds-WA	\$ 8,360,000.00	5%	20%
Municipal Bonds-Non-WA	\$ 12,740,000.00	7%	15%
Corporate Bonds	\$ 22,000,000.00	13%	20%
LGIP	\$ 39,775,043.64	23%	100%
Supranational	\$ 5,295,000.00	3%	20%
Total	\$ 172,656,043.64		

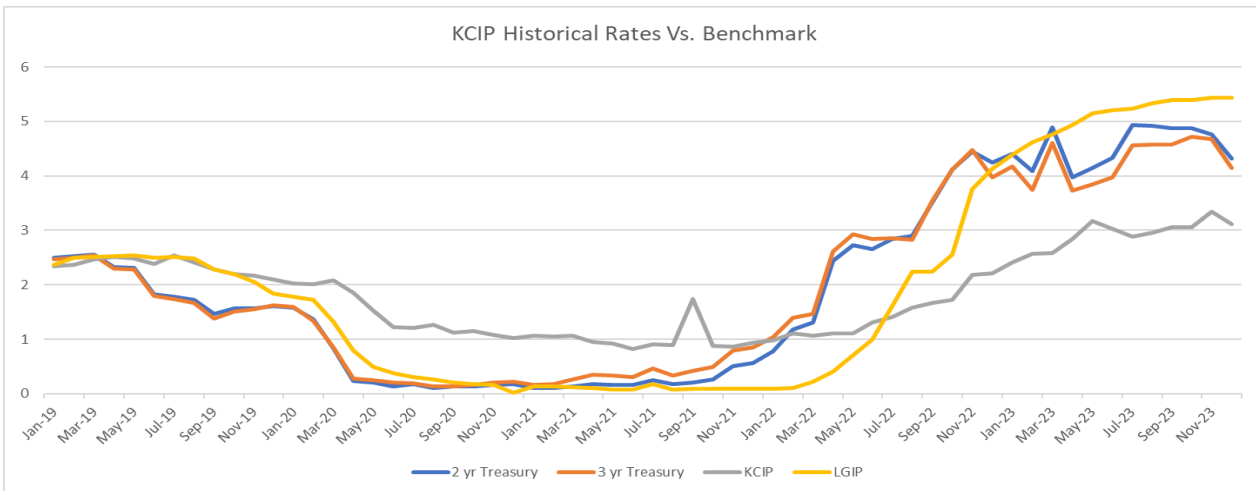
Portfolio Status: Compliant with Current Policy



October Investment Activity	
LGIP Increase/Decrease	\$ 12,936,846.17
Securities Purchased (PAR)	\$ 9,675,000.00
Securities Matured (PAR)	\$ 1,750,000.00
Coupon Payment Received	\$ 62,499.13

Pool Operating Expense	
Cost	\$ 11,442.28
Basis Points	0.09%

Fair Market Value Report		Fair Value Multiplier 0.968196
Book Value	\$ 168,525,465.82	
Market Value	\$ 163,165,610.25	
Unrealized Gain/(Loss)	\$ (5,359,855.57)	



Portfolio Snapshot

As of 11/30/2023

November	
KCIP Rate	3.34%
LGIP Rate	5.43%
Gross Earnings	\$ 476,291.49
Pool Average Daily Balance	\$ 173,641,797.90

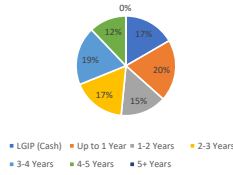
12 Month Average	
KCIP Rate	2.8272%
LGIP Rate	4.9880%
Gross Earnings	\$ 329,968.46
Ave Daily Cash Balancing	\$ 146,606,130.43

Portfolio Breakdown by Time to Maturity

Time to Maturity	Par Value	Percentage Value
LGIP (Cash)	\$ 27,659,024.05	17%
2023 Up to 1 Year	\$ 33,190,000.00	20%
2024 1-2 Years	\$ 24,845,000.00	15%
2025 2-3 Years	\$ 28,861,000.00	17%
2026 3-4 Years	\$ 31,553,000.00	19%
2027 4-5 Years	\$ 20,150,000.00	12%
5+ Years	\$ -	0%
Total	\$ 166,258,024.05	100%

Duration: 1.680

Portfolio Breakdown by Time to Maturity

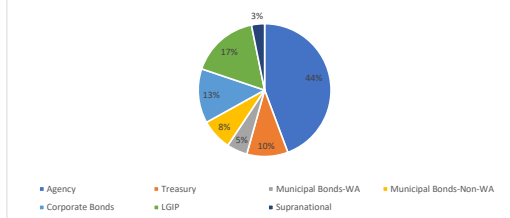


Portfolio Breakdown by Type

Type	Par Value	Percentage Value	Allowed per Policy
Agency	\$ 73,683,000.00	44%	100%
Treasury	\$ 16,636,000.00	10%	100%
Municipal Bonds-WA	\$ 8,360,000.00	5%	20%
Municipal Bonds-Non-WA	\$ 12,625,000.00	8%	15%
Corporate Bonds	\$ 22,000,000.00	13%	20%
LGIP	\$ 27,659,024.05	17%	100%
Supranational	\$ 5,295,000.00	3%	20%
Total	\$ 166,258,024.05		

Portfolio Status: Compliant with Current Policy

Portfolio Breakdown by Type



November Investment Activity

LGIP Increase/Decrease	\$ (12,116,019.59)
Securities Purchased (PAR)	\$ 5,833,000.00
Securities Matured (PAR)	\$ 115,000.00
Coupon Payment Received	\$ 231,190.83

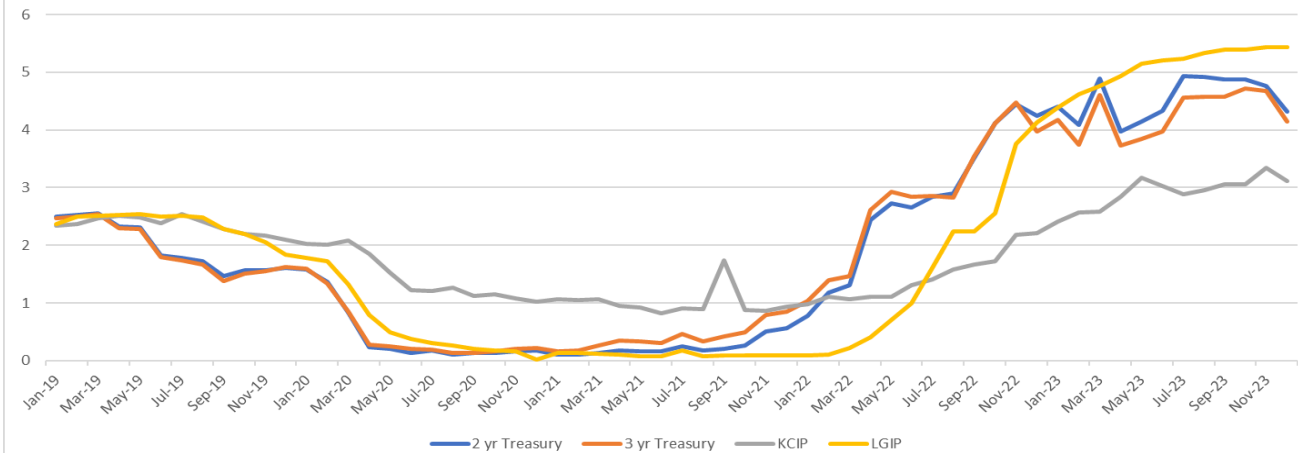
Pool Operating Expense

Cost	\$ 11,433.71
Basis Points	0.08%

November Fair Value Report

Book Value	\$ 154,584,078.27	Fair Value Multiplier	0.976142
Market Value	\$ 150,896,065.72		
Unrealized Gain/(Loss)	\$ (3,688,012.55)		

KCIP Historical Rates Vs. Benchmark



Portfolio Snapshot

As of 12/31/2023

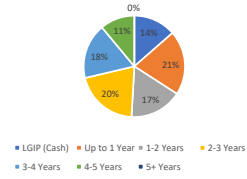
December	
KCIP Rate	3.11%
LGIP Rate	5.43%
Gross Earnings	\$ 412,911.21
Pool Average Daily Balance	\$ 156,403,129.13

12 Month Average	
KCIP Rate	2.8731%
LGIP Rate	5.0219%
Gross Earnings	\$ 338,861.67
Ave Daily Cash Balancing	\$ 147,359,745.71

Portfolio Breakdown by Time to Maturity		
Time to Maturity	Par Value	Percentage Value
LGIP (Cash)	\$ 20,819,206.05	14%
2023 Up to 1 Year	\$ 31,535,000.00	21%
2024 1-2 Years	\$ 25,725,000.00	17%
2025 2-3 Years	\$ 31,336,000.00	20%
2026 3-4 Years	\$ 27,053,000.00	18%
2027 4-5 Years	\$ 16,950,000.00	11%
5+ Years	\$ -	0%
Total	\$ 153,418,206.05	100%

Duration
1.860

Portfolio Breakdown by Time to Maturity

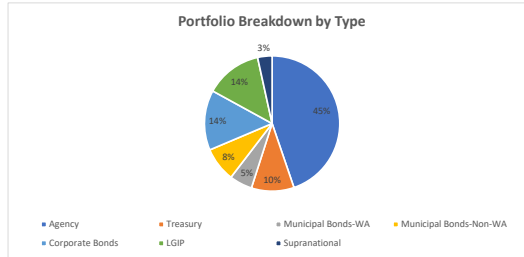


Portfolio Breakdown by Type

Type	Par Value	Percentage Value	Allowed per Policy
Agency	\$ 68,683,000.00	45%	100%
Treasury	\$ 15,636,000.00	10%	100%
Municipal Bonds-WA	\$ 8,360,000.00	5%	20%
Municipal Bonds-Non-WA	\$ 12,625,000.00	8%	15%
Corporate Bonds	\$ 22,000,000.00	14%	20%
LGIP	\$ 20,819,206.05	14%	100%
Supranational	\$ 5,295,000.00	3%	20%
Total	\$ 153,418,206.05		

Portfolio Status: Compliant with Current Policy

Portfolio Breakdown by Type



December Investment Activity

LGIP Increase/Decrease	\$ (6,839,818.00)
Securities Purchased (PAR)	\$ -
Securities Matured (PAR)	\$ 6,000,000.00
Coupon Payment Received	\$ 284,081.74

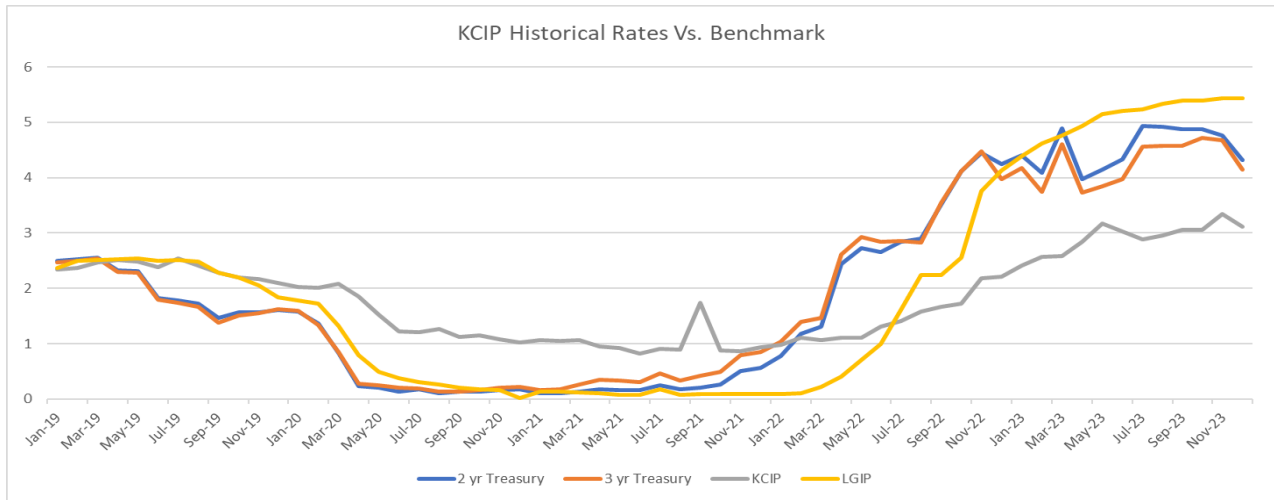
Pool Operating Expense

Cost	\$ 9,066.45
Basis Points	0.07%

December Fair Value Report

Book Value	\$ 148,691,574.26	Fair Value Multiplier
Market Value	\$ 146,159,113.15	0.982968
Unrealized Gain/(Loss)	\$ (2,532,461.11)	

KCIP Historical Rates Vs. Benchmark



Portfolio Snapshot

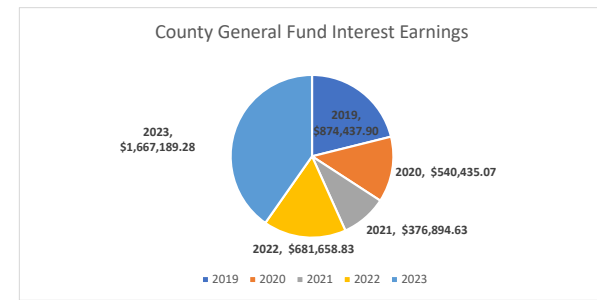
2023 Year End Summary

2023 Average	
KCIP Effective Rate of Return	2.92%
LGIP Rate	5.11%
Gross Earnings	\$ 362,158.89
Pool Average Daily Balance	\$ 148,221,014.35

January vs. December Rate of Change	
KCIP Effective Rate of Return	0.69%
LGIP Rate	1.03%
Gross Earnings	\$ 147,150.58
Pool Average Daily Balance	\$ 27,419,895.74

2023 Allocation Breakdown	
Interest Earnings	\$ 3,832,981.61
Amortization	\$ 514,121.65
Realized Gains/Losses	\$ -
Total Adjusted Earnings	\$ 4,347,103.26

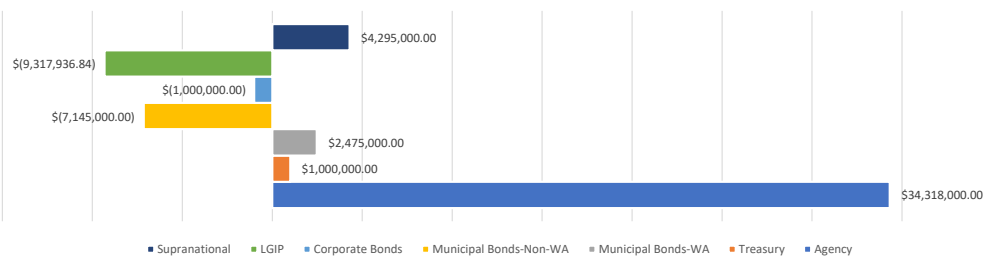
County General Fund Interest Earnings	
2019	\$ 874,437.90
2020	\$ 540,435.07
2021	\$ 376,894.63
2022	\$ 681,658.83
2023	\$ 1,667,189.28



Portfolio Breakdown January to December Rate of Change

Type	Par Value
Agency	\$ 34,318,000.00
Treasury	\$ 1,000,000.00
Municipal Bonds-WA	\$ 2,475,000.00
Municipal Bonds-Non-WA	\$ (7,145,000.00)
Corporate Bonds	\$ (1,000,000.00)
LGIP	\$ (9,317,936.84)
Supranational	\$ 4,295,000.00
Total	\$ 24,625,063.16

Portfolio Holdings Rate of Change



2023 Investment Activity

LGIP Increase/Decrease	\$ (9,317,936.84)
Securities Purchased (PAR)	\$ 56,678,000.00
Securities Matured (PAR)	\$ 21,885,000.00
Securities Sold/Called	\$ -
Coupon Payment Received	\$ 2,126,169.00
2023 LGIP Interest Earnings	\$ 1,573,364.88

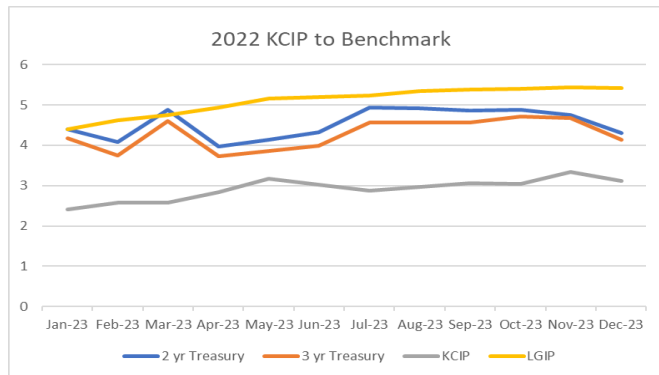
2023 Average Pool Operating Expense

Total Cost	\$ 151,396.52
Ave. Monthly Cost	\$ 12,616.38
Admin Fee	0.10%

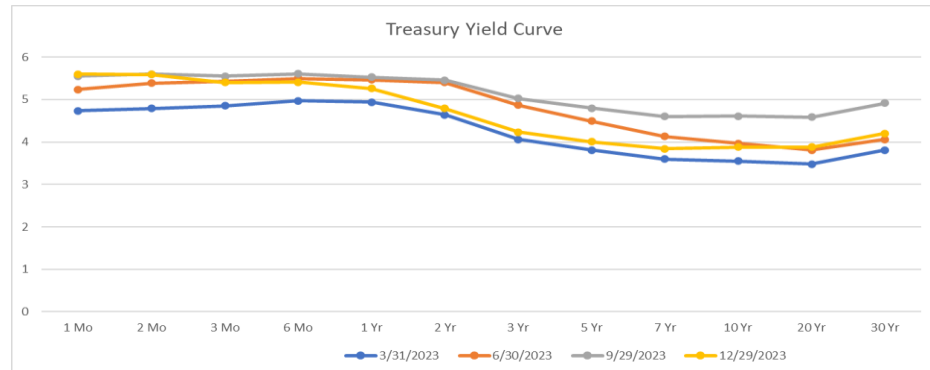
2023 Fair Value Report


	January	December
Book Value	\$ 128,423,950.18	\$ 148,691,574.26
Market Value	\$ 123,863,996.65	\$ 146,159,113.15
Unrealized Gain/(Loss)	\$ (4,559,953.53)	\$ (2,532,461.11)
Fair Value Report	0.964492966	0.982968362

2022 KCIP to Benchmark



Treasury Yield Curve





**Kittitas Co Investment Pool
Purchases Report
Sorted by Purchase Date - Fund
January 1, 2023 - December 31, 2023**

Kittitas County
205 W 5th Ave. Suite 102
Ellensburg, WA 98926
(509)925-7535


CUSIP	Investment #	Fund	Sec. Type	Issuer	Original Par Value	Purchase Date	Payment Periods	Principal Purchased	Accrued Interest at Purchase	Rate at Purchase	Maturity Date	YTM	Ending Book Value
3133EL6N9	10253	602	MC1	FFCB	1,000,000.00	01/05/2023	03/08 - 09/08	859,900.00	Received	0.850	09/08/2027	4.180	889,534.94
91282CDS7	10254	602	TRC	USTR	1,000,000.00	02/16/2023	07/15 - 01/15	936,672.00	Received	1.125	01/15/2025	4.624	965,572.76
912828U24	10255	602	TRC	USTR	1,000,000.00	02/16/2023	05/15 - 11/15	924,764.00	Received	2.000	11/15/2026	4.192	942,308.07
3130ANED8	10256	602	MC1	FHLB	1,000,000.00	02/21/2023	07/27 - 01/27	889,790.00	Received	1.000	07/27/2026	4.500	917,431.67
3133EPCG8	10257	602	FAC	FFCB	1,000,000.00	03/01/2023	06/01 - 12/01	996,428.00		4.125	12/01/2027	4.210	997,054.67
3130AJLR8	10258	602	FAC	FHLB	1,000,000.00	03/13/2023	06/11 - 12/11	884,540.00	Received	0.875	03/16/2027	4.023	907,583.99
3130AL5A8	10259	602	FAC	FHLB	2,000,000.00	03/14/2023	08/26 - 02/26	1,768,776.44	900.00	0.900	02/26/2027	4.100	1,815,443.92
3136G4X99	10260	602	MC1	FNMA	2,000,000.00	03/24/2023	08/25 - 02/25	1,750,914.00	Received	0.740	08/25/2027	3.830	1,794,280.95
3130ASF46	10262	602	MC1	FHLB	2,000,000.00	03/28/2023	06/30 - 12/31	1,963,880.00	Received	3.500	06/30/2027	3.964	1,970,316.53
3130ANJX9	10263	602	MC1	FHLB	1,000,000.00	05/05/2023	05/26 - 11/26	889,700.00	Received	1.010	11/26/2027	3.659	905,562.77
3130AKGV2	10264	602	MC1	FHLB	1,000,000.00	05/05/2023	06/01 - 12/01	886,050.00	Received	0.900	12/01/2027	3.627	902,387.91
3134GWHE9	10265	602	MC1	FHLMC	2,000,000.00	05/05/2023	08/11 - 02/11	1,782,210.00	Received	1.000	02/11/2028	3.500	1,812,162.47
3130AMGY2	10266	602	MC1	FHLB	3,000,000.00	05/15/2023	05/24 - 11/24	2,729,880.00	Received	0.550	05/24/2027	3.677	2,772,010.52
3133EMAC6	10267	602	MC1	FFCB	1,000,000.00	05/22/2023	09/21 - 03/21	868,940.00	Received	0.750	09/21/2027	4.082	887,350.61
3133EPLD5	10268	602	FAC	FFCB	2,000,000.00	05/30/2023	11/30 - 05/30	1,985,160.00		3.875	05/30/2028	4.040	1,986,899.58
45818QAD1	10269	602	MC2	INTAM	1,295,000.00	05/30/2023	07/15 - 01/15	1,418,580.56	Received	6.750	07/15/2027	4.204	1,401,021.30
3130AQHZ9	10270	602	MC1	FHLB	1,460,000.00	06/01/2023	07/25 - 01/25	1,329,814.96	Received	1.540	01/25/2027	4.200	1,350,620.79
3133EL5Y6	10271	602	MC1	FFCB	1,000,000.00	06/20/2023	09/02 - 03/02	862,838.20	Received	1.000	03/02/2028	4.250	878,321.59
3133EPNH4	10272	602	FAC	FFCB	2,000,000.00	07/06/2023	12/21 - 06/21	1,969,388.00	Received	3.875	06/21/2028	4.220	1,972,389.18
3133EL5Y6	10273	602	MC1	FFCB	1,950,000.00	07/06/2023	09/02 - 03/02	1,666,170.52	Received	1.000	03/02/2028	4.500	1,695,806.65
3130AWTR1	10274	602	FAC	FHLB	2,000,000.00	08/31/2023	03/08 - 09/08	2,006,544.00	6,562.50	4.375	09/08/2028	4.300	2,006,109.42
3130APRL1	10276	602	MC1	FHLB	1,000,000.00	09/07/2023	11/23 - 05/23	909,782.00	Received	1.000	11/23/2027	4.786	916,566.20
3130AJX20	10277	602	FAC	FHLB	1,265,000.00	09/11/2023	02/12 - 08/12	1,096,660.13	937.51	0.920	08/12/2027	4.675	1,109,783.72
459058KT9	10278	602	MC2	INTLBK	3,000,000.00	09/18/2023	01/12 - 07/12	2,868,090.00	19,250.00	3.500	07/12/2028	4.525	2,875,925.48
3133EL5U4	10279	602	MC1	FFCB	1,000,000.00	09/27/2023	03/01 - 09/01	838,622.05	808.89	1.120	09/01/2028	4.840	847,173.08
3135GA7G0	10280	602	MC1	FNMA	1,200,000.00	09/27/2023	12/28 - 06/28	1,020,824.52	Received	0.950	12/28/2027	4.880	1,031,825.50
29270CYT6	10281	602	MUN	ENG NW	1,000,000.00	09/28/2023	01/01 - 07/01	969,460.00	8,223.92	3.403	07/01/2025	5.240	973,946.92
3134GWQB5	10282	602	MC1	FHLMC	1,000,000.00	09/28/2023	02/24 - 08/24	833,700.00	944.44	1.000	08/24/2028	4.850	842,457.59
0793653V2	10283	602	MUN	BELLVW	475,000.00	10/23/2023	12/01 - 06/01	432,473.25	Received	0.751	12/01/2025	5.300	436,288.31
3130AKJW7	10284	602	MC1	FHLB	2,700,000.00	10/25/2023	12/15 - 06/15	2,452,752.90	Received	0.600	12/15/2025	5.178	2,473,945.51

Received = Accrued Interest at Purchase was received by report ending date.

**Kittitas Co Investment Pool
Purchases Report
January 1, 2023 - December 31, 2023**

CUSIP	Investment #	Fund	Sec. Type	Issuer	Original Par Value	Purchase Date	Payment Periods	Principal Purchased	Accrued Interest at Purchase	Rate at Purchase	Maturity Date	YTM	Ending Book Value
3130APUF0	10285	602	MC1	FHLB	2,000,000.00	10/25/2023	11/24 - 05/24	1,816,504.00	Received	1.750	11/24/2026	5.000	1,827,424.41
3130AQN90	10286	602	MC1	FHLB	1,000,000.00	10/26/2023	01/26 - 07/26	930,797.00	2,625.00	1.050	01/26/2026	5.166	936,350.33
3134GWUQ7	10288	602	MC1	FHLMC	2,500,000.00	10/27/2023	03/30 - 09/30	2,187,300.00	1,312.50	0.700	12/30/2026	5.010	2,204,809.01
495290CU0	10287	602	MUN	KINGCT	1,000,000.00	10/27/2023	01/02 - 07/02	856,560.00	4,188.89	1.300	01/01/2028	5.160	862,759.76
3135G06L2	10289	602	MC1	FNMA	3,000,000.00	11/03/2023	12/18 - 06/18	2,653,923.00	Received	0.875	12/18/2026	4.901	2,671,765.19
3133EMKZ4	10291	602	MC1	FFCB	2,833,000.00	11/08/2023	12/21 - 06/21	2,459,044.00	Received	0.790	06/21/2027	4.807	2,474,254.80
Total Purchases					56,678,000.00			51,697,433.53	45,753.65				52,255,446.10

Received = Accrued Interest at Purchase was received by report ending date.




Kittitas Co Investment Pool Maturity Report Sorted by Maturity Date

Kittitas County
205 W 5th Ave. Suite 102
Ellensburg, WA 98926
(509)925-7535

Received or due during January 1, 2023 - December 31, 2023

CUSIP	Investment #	Fund	Sec. Type	Issuer	Par Value	Maturity Date	Purchase Date	Rate at Maturity	Book Value at Maturity	Interest	Maturity Proceeds	Net Income
387883YY1	10137	602	MUN	GC PUD	150,000.00	01/01/2023	04/16/2020	1.544	150,000.00	1,158.00	151,158.00	1,158.00
3132X0H87	10138	602	FAC	FAMC	2,750,000.00	02/22/2023	04/23/2020	2.600	2,750,000.00	35,750.00	2,785,750.00	35,750.00
037833BU3	10069	602	MTN	APP	1,000,000.00	02/23/2023	12/19/2018	2.850	1,000,000.00	14,250.00	1,014,250.00	14,250.00
313382AX1	10098	602	FAC	FHLB	2,340,000.00	03/10/2023	09/25/2019	2.125	2,340,000.00	24,862.50	2,364,862.50	24,862.50
418308RT1	10122	602	MUN	HASLSD	375,000.00	05/01/2023	01/28/2020	2.345	375,000.00	4,396.88	379,396.88	4,396.88
556583ZB1	10060	602	MUN	MADISO	630,000.00	05/01/2023	06/21/2018	2.875	630,000.00	9,056.25	639,056.25	9,056.25
165573C61	10092	602	MUN	CHES	1,220,000.00	05/15/2023	07/02/2019	2.678	1,220,000.00	16,335.80	1,236,335.80	16,335.80
686053BR9	10093	602	MUN	OREDU	750,000.00	06/30/2023	08/16/2019	5.490	750,000.00	20,587.50	770,587.50	20,587.50
717813XT1	10126	602	MUN	PHILPA	1,305,000.00	07/15/2023	02/07/2020	1.952	1,305,000.00	12,736.80	1,317,736.80	12,736.80
56781RGQ4	10100	602	MUN	MARIN	1,000,000.00	08/01/2023	09/27/2019	2.766	1,000,000.00	13,830.00	1,013,830.00	13,830.00
3133ENJ68	10241	602	FAC	FFCB	1,000,000.00	09/01/2023	09/07/2022	3.250	1,000,000.00	16,250.00	1,016,250.00	16,250.00
3130A3DL5	10226	602	FAC	FHLB	1,500,000.00	09/08/2023	05/12/2022	2.375	1,500,000.00	17,812.50	1,517,812.50	17,812.50
13063DDG0	10078	602	MUN	CAL	750,000.00	10/01/2023	04/08/2019	2.250	750,000.00	8,437.50	758,437.50	8,437.50
64966QEF3	10105	602	MUN	NYC	1,000,000.00	10/01/2023	10/22/2019	1.740	1,000,000.00	8,700.00	1,008,700.00	8,700.00
492244ET1	10117	602	MUN	KERNCA	115,000.00	11/01/2023	12/13/2019	2.071	115,000.00	1,190.83	116,190.83	1,190.83
NEWKITITAS18	10065	602	MC3	KSD	19,807.18	12/01/2023	07/25/2018	3.750	19,807.18	371.38	20,178.56	371.38
3130AAHE1	10235	602	FAC	FHLB	3,000,000.00	12/08/2023	07/05/2022	2.500	3,000,000.00	37,500.00	3,037,500.00	37,500.00
3130AT7D3	10242	602	FAC	FHLB	2,000,000.00	12/08/2023	09/07/2022	3.500	2,000,000.00	35,000.00	2,035,000.00	35,000.00
91282CBA8	10219	602	TRC	USTR	1,000,000.00	12/15/2023	09/24/2021	0.125	1,000,000.00	625.00	1,000,625.00	625.00
Total Maturities					21,904,807.18				21,904,807.18	278,850.94	22,183,658.12	278,850.94



Kittitas Co Investment Pool
Received Interest
Sorted by Date Received
Received January 1, 2023 - December 31, 2023

Kittitas County
 205 W 5th Ave. Suite 102
 Ellensburg, WA 98926
 (509)925-7535

Date Received	CUSIP	Investment #	Security Type	Par Value	Current Rate	Interest				
						Date Due	Date Received	Amount Due	Amount Received	Variance
January 2023										
	3135G0V75	10106	FAC	1,000,000.00	1.750	01/02/2023	01/03/2023	8,750.00	8,750.00	-
	387883YY1	10137	MUN	0.00	1.544	01/01/2023	01/03/2023	1,158.00	1,158.00	-
	9128287B0	10213	TRC	2,500,000.00	1.875	12/31/2022	01/03/2023	23,437.50	23,437.50	-
	3133ENZ37	10248	FAC	2,000,000.00	4.875	01/10/2023	01/10/2023	16,250.00	16,250.00	-
	717813XT1	10126	MUN	0.00	1.952	01/15/2023	01/17/2023	12,736.80	12,736.80	-
	78013XZU5	10094	MTN	1,000,000.00	2.550	01/16/2023	01/17/2023	12,750.00	12,750.00	-
	90331HPL1	10121	MTN	1,000,000.00	2.050	01/21/2023	01/23/2023	10,250.00	10,250.00	-
	91159HHG8	10101	MTN	1,000,000.00	3.700	01/30/2023	01/30/2023	18,500.00	18,500.00	-
	91282CBH3	10209	TRC	1,000,000.00	0.375	01/31/2023	01/31/2023	1,875.00	1,875.00	-
	91282CAB7	10210	TRC	1,000,000.00	0.250	01/31/2023	01/31/2023	1,250.00	1,250.00	-
	91282CCP4	10218	TRC	1,000,000.00	0.625	01/31/2023	01/31/2023	3,125.00	3,125.00	-
							Subtotal	110,082.30	110,082.30	
February 2023										
	56781RGQ4	10100	MUN	0.00	2.766	02/01/2023	02/01/2023	13,830.00	13,830.00	-
	769059A30	10124	MUN	1,000,000.00	2.272	02/01/2023	02/01/2023	11,360.00	11,360.00	-
	594918BX1	10147	MTN	2,500,000.00	2.875	02/06/2023	02/06/2023	35,937.50	35,937.50	-
	912828D56	10227	TRC	1,000,000.00	2.375	02/15/2023	02/15/2023	11,875.00	11,875.00	-
	30231GBD3	10221	MTN	3,000,000.00	2.275	02/16/2023	02/16/2023	34,125.00	34,125.00	-
	3130AQUT8	10251	FAC	1,000,000.00	2.010	02/17/2023	02/17/2023	10,050.00	10,050.00	-
	4581X0CF3	10143	MC2	1,000,000.00	3.000	02/21/2023	02/21/2023	15,000.00	15,000.00	-
	3132X0H87	10138	FAC	0.00	2.600	02/22/2023	02/22/2023	35,750.00	35,750.00	-
	037833BU3	10069	MTN	0.00	2.850	02/23/2023	02/23/2023	14,250.00	14,250.00	-
	3135G05X7	10200	FAC	2,000,000.00	0.375	02/25/2023	02/27/2023	3,750.00	3,750.00	-
							Subtotal	185,927.50	185,927.50	
March 2023										
	236866JA8	10111	MUN	540,000.00	3.200	03/01/2023	03/01/2023	8,640.00	8,640.00	-
	3133ENJ68	10241	FAC	0.00	3.250	03/01/2023	03/01/2023	16,250.00	16,250.00	-
	478160BY9	10220	MTN	2,000,000.00	2.450	03/01/2023	03/01/2023	24,500.00	24,500.00	-
	795168LW1	10216	MUN	1,000,000.00	0.600	03/01/2023	03/01/2023	3,000.00	3,000.00	-
	14913R2K2	10206	MTN	2,000,000.00	0.900	03/02/2023	03/02/2023	9,000.00	9,000.00	-
	166764BT6	10142	MTN	2,000,000.00	2.895	03/03/2023	03/03/2023	28,950.00	28,950.00	-
	3133EL6N9	10253	MC1	1,000,000.00	0.850	03/08/2023	03/08/2023	4,250.00	4,250.00	-
	3130AB3H7	10083	FAC	1,000,000.00	2.375	03/08/2023	03/08/2023	11,875.00	11,875.00	-
	3130A3DL5	10226	FAC	0.00	2.375	03/08/2023	03/08/2023	17,812.50	17,812.50	-
	313382AX1	10098	FAC	0.00	2.125	03/10/2023	03/10/2023	24,862.50	24,862.50	-

Kittitas Co Investment Pool
Received Interest
Received January 1, 2023 - December 31, 2023

Date Received	CUSIP	Investment #	Security Type	Par Value	Current Rate	Interest				
						Date Due	Date Received	Amount Due	Amount Received	Variance
March 2023	037833DN7	10217	MTN	1,000,000.00	2.050	03/11/2023	03/13/2023	10,250.00	10,250.00	-
	3130ALHB3	10250	MC1	1,000,000.00	1.125	03/16/2023	03/16/2023	5,625.00	5,625.00	-
	3133EKP75	10102	FAC	1,000,000.00	1.600	03/17/2023	03/17/2023	8,000.00	8,000.00	-
	3137EAEX3	10144	FAC	2,500,000.00	0.375	03/23/2023	03/23/2023	4,687.50	4,687.50	-
							Subtotal	177,702.50	177,702.50	
April 2023	0873477E4	10128	MUN	1,325,000.00	2.281	04/01/2023	04/03/2023	15,111.63	15,111.63	-
	13063DDG0	10078	MUN	0.00	2.250	04/01/2023	04/03/2023	8,437.50	8,437.50	-
	64966QEF3	10105	MUN	0.00	1.740	04/01/2023	04/03/2023	8,700.00	8,700.00	-
	06406RAL1	10115	MTN	1,000,000.00	2.100	04/24/2023	04/24/2023	10,500.00	10,500.00	-
	931142DP5	10103	MTN	1,000,000.00	3.300	04/22/2023	04/24/2023	16,500.00	16,500.00	-
	3134GW5R3	10225	MC1	1,000,000.00	0.650	04/27/2023	04/27/2023	3,250.00	3,250.00	-
							Subtotal	62,499.13	62,499.13	
May 2023	418308RT1	10122	MUN	0.00	2.345	05/01/2023	05/01/2023	4,396.88	4,396.88	-
	492244EU8	10116	MUN	660,000.00	2.191	05/01/2023	05/01/2023	7,230.30	7,230.30	-
	492244ET1	10117	MUN	0.00	2.071	05/01/2023	05/01/2023	1,190.83	1,190.83	-
	556583ZB1	10060	MUN	0.00	2.875	05/01/2023	05/01/2023	9,056.25	9,056.25	-
	683489ZC5	10119	MUN	1,665,000.00	2.236	05/01/2023	05/01/2023	18,614.70	18,614.70	-
	735389YX0	10245	MUN	1,000,000.00	3.071	05/01/2023	05/01/2023	15,355.00	15,355.00	-
	78015K7C2	10123	MTN	1,000,000.00	2.250	05/01/2023	05/01/2023	11,250.00	11,250.00	-
	3133EMFR8	10146	MC1	2,500,000.00	0.540	05/03/2023	05/03/2023	6,750.00	6,750.00	-
	3134GY2H4	10247	MC1	1,000,000.00	5.500	05/08/2023	05/08/2023	27,500.00	27,500.00	-
	037833CU2	10097	MTN	1,000,000.00	2.850	05/11/2023	05/11/2023	14,250.00	14,250.00	-
	165573C61	10092	MUN	0.00	2.678	05/15/2023	05/15/2023	16,335.80	16,335.80	-
	912828M56	10224	TRC	2,000,000.00	2.250	05/15/2023	05/15/2023	22,500.00	22,500.00	-
	912828U24	10255	TRC	1,000,000.00	2.000	05/15/2023	05/15/2023	10,000.00	10,000.00	-
	3135G06E8	10145	MC1	2,500,000.00	0.420	05/18/2023	05/18/2023	5,250.00	5,250.00	-
	3130AMGY2	10266	MC1	3,000,000.00	1.250	05/24/2023	05/24/2023	18,750.00	18,750.00	-
3130ANJX9	10263	MC1	1,000,000.00	1.010	05/26/2023	05/26/2023	5,050.00	5,050.00	-	
91282CDK4	10223	TRC	1,000,000.00	1.250	05/31/2023	05/31/2023	6,250.00	6,250.00	-	
							Subtotal	199,729.76	199,729.76	
June 2023	154686LG2	10118	MUN	210,000.00	2.150	06/01/2023	06/01/2023	2,257.50	2,257.50	-
	3133EPCG8	10257	FAC	1,000,000.00	4.125	06/01/2023	06/01/2023	10,312.50	10,312.50	-
	3130AKGV2	10264	MC1	1,000,000.00	0.900	06/01/2023	06/01/2023	4,500.00	4,500.00	-
	495242Q44	10238	MUN	2,200,000.00	0.806	06/01/2023	06/01/2023	8,866.00	8,866.00	-
	49474FF62	10249	MUN	765,000.00	1.250	06/01/2023	06/01/2023	4,781.25	4,781.25	-
	49474FF62	10252	MUN	285,000.00	1.250	06/01/2023	06/01/2023	1,781.25	1,781.25	-

Kittitas Co Investment Pool
Received Interest
Received January 1, 2023 - December 31, 2023

Date Received	CUSIP	Investment #	Security Type	Par Value	Current Rate	Interest				
						Date Due	Date Received	Amount Due	Amount Received	Variance
June 2023	NEWKITTITAS18	10065	MC3	0.00	3.750	06/01/2023	06/01/2023	735.93	735.93	-
	733722LQ3	10134	MUN	635,000.00	1.800	06/01/2023	06/01/2023	5,715.00	5,715.00	-
	739133GW0	10215	MUN	1,000,000.00	2.000	06/01/2023	06/01/2023	10,000.00	10,000.00	-
	833102ZJ8	10243	MUN	1,000,000.00	0.710	06/01/2023	06/01/2023	3,550.00	3,550.00	-
	605581HL4	10114	MUN	225,000.00	2.987	06/01/2023	06/01/2023	3,360.38	3,360.38	-
	899593MG9	10090	MUN	2,000,000.00	2.600	06/01/2023	06/01/2023	26,000.00	26,000.00	-
	023135BQ8	10207	MTN	1,000,000.00	0.800	06/03/2023	06/05/2023	4,000.00	4,000.00	-
	31422BGA2	10109	FAC	1,000,000.00	2.150	06/05/2023	06/05/2023	10,750.00	10,750.00	-
	3130AAHE1	10235	FAC	0.00	2.500	06/08/2023	06/08/2023	37,500.00	37,500.00	-
	3130AT7D3	10242	FAC	0.00	3.500	06/08/2023	06/08/2023	35,000.00	35,000.00	-
	3130AJLR8	10258	FAC	1,000,000.00	0.875	06/11/2023	06/12/2023	4,375.00	4,375.00	-
	89114QCA4	10113	MTN	1,000,000.00	2.650	06/12/2023	06/12/2023	13,250.00	13,250.00	-
	740189AM7	10140	MTN	500,000.00	3.250	06/15/2023	06/15/2023	8,125.00	8,125.00	-
	91282CBA8	10219	TRC	0.00	0.125	06/15/2023	06/15/2023	625.00	625.00	-
	3130ASF46	10262	MC1	2,000,000.00	3.500	06/30/2023	06/30/2023	35,000.00	35,000.00	-
	3134GXXM1	10246	MC1	1,275,000.00	3.250	06/30/2023	06/30/2023	20,718.75	20,718.75	-
	686053BR9	10093	MUN	0.00	5.490	06/30/2023	06/30/2023	20,587.50	20,587.50	-
	9128287B0	10213	TRC	2,500,000.00	1.875	06/30/2023	06/30/2023	23,437.50	23,437.50	-
							Subtotal	295,228.56	295,228.56	
July 2023	3135G0V75	10106	FAC	1,000,000.00	1.750	07/02/2023	07/03/2023	8,750.00	8,750.00	-
	3133ENZ37	10248	FAC	2,000,000.00	4.875	07/10/2023	07/10/2023	48,750.00	48,750.00	-
	45818QAD1	10269	MC2	1,295,000.00	6.750	07/15/2023	07/17/2023	43,706.25	43,706.25	-
	717813XT1	10126	MUN	0.00	1.952	07/15/2023	07/17/2023	12,736.80	12,736.80	-
	78013XZU5	10094	MTN	1,000,000.00	2.550	07/16/2023	07/17/2023	12,750.00	12,750.00	-
	91282CDS7	10254	TRC	1,000,000.00	1.125	07/15/2023	07/17/2023	5,625.00	5,625.00	-
	90331HPL1	10121	MTN	1,000,000.00	2.050	07/21/2023	07/21/2023	10,250.00	10,250.00	-
	3130AQHZ9	10270	MC1	1,460,000.00	1.540	07/25/2023	07/25/2023	11,242.00	11,242.00	-
	3130ANED8	10256	MC1	1,000,000.00	1.000	07/27/2023	07/27/2023	5,000.00	5,000.00	-
	91159HHG8	10101	MTN	1,000,000.00	3.700	07/30/2023	07/31/2023	18,500.00	18,500.00	-
	91282CBH3	10209	TRC	1,000,000.00	0.375	07/31/2023	07/31/2023	1,875.00	1,875.00	-
	91282CAB7	10210	TRC	1,000,000.00	0.250	07/31/2023	07/31/2023	1,250.00	1,250.00	-
	91282CCP4	10218	TRC	1,000,000.00	0.625	07/31/2023	07/31/2023	3,125.00	3,125.00	-
							Subtotal	183,560.05	183,560.05	
August 2023	56781RGQ4	10100	MUN	0.00	2.766	08/01/2023	08/01/2023	13,830.00	13,830.00	-
	769059A30	10124	MUN	1,000,000.00	2.272	08/01/2023	08/01/2023	11,360.00	11,360.00	-
	594918BX1	10147	MTN	2,500,000.00	2.875	08/06/2023	08/07/2023	35,937.50	35,937.50	-
	3134GWHE9	10265	MC1	2,000,000.00	1.000	08/11/2023	08/11/2023	10,000.00	10,000.00	-

Kittitas Co Investment Pool
Received Interest
Received January 1, 2023 - December 31, 2023

Date Received	CUSIP	Investment #	Security Type	Par Value	Current Rate	Interest				
						Date Due	Date Received	Amount Due	Amount Received	Variance
August 2023	912828D56	10227	TRC	1,000,000.00	2.375	08/15/2023	08/15/2023	11,875.00	11,875.00	-
	30231GBD3	10221	MTN	3,000,000.00	2.275	08/16/2023	08/16/2023	34,125.00	34,125.00	-
	3130AQT8	10251	FAC	1,000,000.00	2.010	08/17/2023	08/17/2023	10,050.00	10,050.00	-
	4581X0CF3	10143	MC2	1,000,000.00	3.000	08/21/2023	08/21/2023	15,000.00	15,000.00	-
	3135G05X7	10200	FAC	2,000,000.00	0.375	08/25/2023	08/25/2023	3,750.00	3,750.00	-
	3136G4X99	10260	MC1	2,000,000.00	0.740	08/25/2023	08/25/2023	7,400.00	7,400.00	-
	3130AL5A8	10259	FAC	2,000,000.00	0.900	08/26/2023	08/28/2023	9,000.00	9,000.00	-
							Subtotal	162,327.50	162,327.50	
September 2023	236866JA8	10111	MUN	540,000.00	3.200	09/01/2023	09/01/2023	8,640.00	8,640.00	-
	3133ENJ68	10241	FAC	0.00	3.250	09/01/2023	09/01/2023	16,250.00	16,250.00	-
	478160BY9	10220	MTN	2,000,000.00	2.450	09/01/2023	09/01/2023	24,500.00	24,500.00	-
	795168LW1	10216	MUN	1,000,000.00	0.600	09/01/2023	09/01/2023	3,000.00	3,000.00	-
	14913R2K2	10206	MTN	2,000,000.00	0.900	09/02/2023	09/05/2023	9,000.00	9,000.00	-
	166764BT6	10142	MTN	2,000,000.00	2.895	09/03/2023	09/05/2023	28,950.00	28,950.00	-
	3133EL5Y6	10271	MC1	1,000,000.00	1.000	09/02/2023	09/05/2023	5,000.00	5,000.00	-
	3133EL5Y6	10273	MC1	1,950,000.00	1.000	09/02/2023	09/05/2023	9,750.00	9,750.00	-
	3133EL6N9	10253	MC1	1,000,000.00	0.850	09/08/2023	09/08/2023	4,250.00	4,250.00	-
	3130AB3H7	10083	FAC	1,000,000.00	2.375	09/08/2023	09/08/2023	11,875.00	11,875.00	-
	3130A3DL5	10226	FAC	0.00	2.375	09/08/2023	09/08/2023	17,812.50	17,812.50	-
	037833DN7	10217	MTN	1,000,000.00	2.050	09/11/2023	09/11/2023	10,250.00	10,250.00	-
	3133EKP75	10102	FAC	1,000,000.00	1.600	09/17/2023	09/18/2023	8,000.00	8,000.00	-
	3130ALHB3	10250	MC1	1,000,000.00	1.125	09/16/2023	09/18/2023	5,625.00	5,625.00	-
	3133EMAC6	10267	MC1	1,000,000.00	0.750	09/21/2023	09/21/2023	3,750.00	3,750.00	-
	3137EAEX3	10144	FAC	2,500,000.00	0.375	09/23/2023	09/25/2023	4,687.50	4,687.50	-
							Subtotal	171,340.00	171,340.00	
October 2023	0873477E4	10128	MUN	1,325,000.00	2.281	10/01/2023	10/02/2023	15,111.63	15,111.63	-
	13063DDG0	10078	MUN	0.00	2.250	10/01/2023	10/02/2023	8,437.50	8,437.50	-
	64966QEF3	10105	MUN	0.00	1.740	10/01/2023	10/02/2023	8,700.00	8,700.00	-
	931142DP5	10103	MTN	1,000,000.00	3.300	10/22/2023	10/22/2023	16,500.00	16,500.00	-
	06406RAL1	10115	MTN	1,000,000.00	2.100	10/24/2023	10/24/2023	10,500.00	10,500.00	-
	3134GW5R3	10225	MC1	1,000,000.00	0.650	10/27/2023	10/27/2023	3,250.00	3,250.00	-
							Subtotal	62,499.13	62,499.13	
November 2023	492244EU8	10116	MUN	660,000.00	2.191	11/01/2023	11/01/2023	7,230.30	7,230.30	-
	492244ET1	10117	MUN	0.00	2.071	11/01/2023	11/01/2023	1,190.83	1,190.83	-
	683489ZC5	10119	MUN	1,665,000.00	2.236	11/01/2023	11/01/2023	18,614.70	18,614.70	-
	735389YX0	10245	MUN	1,000,000.00	3.071	11/01/2023	11/01/2023	15,355.00	15,355.00	-

Kittitas Co Investment Pool
Received Interest
Received January 1, 2023 - December 31, 2023

Date Received	CUSIP	Investment #	Security Type	Par Value	Current Rate	Interest				
						Date Due	Date Received	Amount Due	Amount Received	Variance
November 2023	78015K7C2	10123	MTN	1,000,000.00	2.250	11/01/2023	11/01/2023	11,250.00	11,250.00	-
	3133EMFR8	10146	MC1	2,500,000.00	0.540	11/03/2023	11/03/2023	6,750.00	6,750.00	-
	3134GY2H4	10247	MC1	1,000,000.00	5.500	11/08/2023	11/08/2023	27,500.00	27,500.00	-
	037833CU2	10097	MTN	1,000,000.00	2.850	11/11/2023	11/13/2023	14,250.00	14,250.00	-
	912828M56	10224	TRC	2,000,000.00	2.250	11/15/2023	11/15/2023	22,500.00	22,500.00	-
	912828U24	10255	TRC	1,000,000.00	2.000	11/15/2023	11/15/2023	10,000.00	10,000.00	-
	3135G06E8	10145	MC1	2,500,000.00	0.420	11/18/2023	11/20/2023	5,250.00	5,250.00	-
	3130APRL1	10276	MC1	1,000,000.00	2.000	11/23/2023	11/23/2023	5,000.00	5,000.00	-
	3130AMGY2	10266	MC1	3,000,000.00	1.250	11/24/2023	11/24/2023	18,750.00	18,750.00	-
	3130APUF0	10285	MC1	2,000,000.00	1.750	11/24/2023	11/24/2023	17,500.00	17,500.00	-
	3130ANJX9	10263	MC1	1,000,000.00	1.010	11/26/2023	11/26/2023	5,050.00	5,050.00	-
	3133EPLD5	10268	FAC	2,000,000.00	3.875	11/30/2023	11/30/2023	38,750.00	38,750.00	-
	91282CDK4	10223	TRC	1,000,000.00	1.250	11/30/2023	11/30/2023	6,250.00	6,250.00	-
							Subtotal	231,190.83	231,190.83	
December 2023	0793653V2	10283	MUN	475,000.00	0.751	12/01/2023	12/01/2023	1,625.08	1,783.63	158.55
	154686LG2	10118	MUN	210,000.00	2.150	12/01/2023	12/01/2023	2,257.50	2,257.50	-
	3133EPCG8	10257	FAC	1,000,000.00	4.125	12/01/2023	12/01/2023	20,625.00	20,625.00	-
	3130AKGV2	10264	MC1	1,000,000.00	0.900	12/01/2023	12/01/2023	4,500.00	4,500.00	-
	495242Q44	10238	MUN	2,200,000.00	0.806	12/01/2023	12/01/2023	8,866.00	8,866.00	-
	49474FF62	10249	MUN	765,000.00	1.250	12/01/2023	12/01/2023	4,781.25	4,781.25	-
	49474FF62	10252	MUN	285,000.00	1.250	12/01/2023	12/01/2023	1,781.25	1,781.25	-
	NEWKITTITAS18	10065	MC3	0.00	3.750	12/01/2023	12/01/2023	371.38	371.38	-
	733722LQ3	10134	MUN	635,000.00	1.800	12/01/2023	12/01/2023	5,715.00	5,715.00	-
	739133GW0	10215	MUN	1,000,000.00	2.000	12/01/2023	12/01/2023	10,000.00	10,000.00	-
	833102ZJ8	10243	MUN	1,000,000.00	0.710	12/01/2023	12/01/2023	3,550.00	3,550.00	-
	605581HL4	10114	MUN	225,000.00	2.987	12/01/2023	12/01/2023	3,360.38	3,360.38	-
	899593MG9	10090	MUN	2,000,000.00	2.600	12/01/2023	12/01/2023	26,000.00	26,000.00	-
	023135BQ8	10207	MTN	1,000,000.00	0.800	12/03/2023	12/04/2023	4,000.00	4,000.00	-
	31422BGA2	10109	FAC	1,000,000.00	2.150	12/05/2023	12/05/2023	10,750.00	10,750.00	-
	3130AAHE1	10235	FAC	0.00	2.500	12/08/2023	12/08/2023	37,500.00	37,500.00	-
	3130AT7D3	10242	FAC	0.00	3.500	12/08/2023	12/08/2023	35,000.00	35,000.00	-
	3130AJLR8	10258	FAC	1,000,000.00	0.875	12/11/2023	12/11/2023	4,375.00	4,375.00	-
	89114QCA4	10113	MTN	1,000,000.00	2.650	12/12/2023	12/12/2023	13,250.00	13,250.00	-
	3130AKJW7	10284	MC1	2,700,000.00	0.600	12/15/2023	12/15/2023	8,100.00	8,100.00	-
	740189AM7	10140	MTN	500,000.00	3.250	12/15/2023	12/15/2023	8,125.00	8,125.00	-
	91282CBA8	10219	TRC	0.00	0.125	12/15/2023	12/15/2023	625.00	625.00	-
	3135G06L2	10289	MC1	3,000,000.00	0.875	12/18/2023	12/18/2023	13,125.00	13,125.00	-
	3133EPNH4	10272	FAC	2,000,000.00	3.875	12/21/2023	12/21/2023	38,750.00	38,750.00	-

Kittitas Co Investment Pool
Received Interest
Received January 1, 2023 - December 31, 2023

Date Received	CUSIP	Investment #	Security Type	Par Value	Current Rate	Interest				
						Date Due	Date Received	Amount Due	Amount Received	Variance
December 2023	3133EMKZ4	10291	MC1	2,833,000.00	0.790	12/21/2023	12/21/2023	11,190.35	11,190.35	-
	3135GA7G0	10280	MC1	1,200,000.00	0.950	12/28/2023	12/28/2023	5,700.00	5,700.00	-
Subtotal								283,923.19	284,081.74	
Total								2,126,010.45	2,126,169.00	
Total Cash Overpayment								158.55		
Total Cash Shortfall								0.00		

**Kittitas Co Investment Pool
Received Interest
Received January 1, 2023 - December 31, 2023**

Date Received	CUSIP	Investment #	Security Type	Par Value	Current Rate	Interest	
						Date Received	Amount Received
Cash Accounts							
January 2023	10190	10029a	PA1	20,819,206.05	4.118	01/01/2023	110,362.23
						Subtotal	110,362.23
February 2023	10190	10029a	PA1	20,819,206.05	4.394	02/01/2023	114,919.70
	10190	10029b	PA1	0.00	3.918	02/01/2023	0.20
						Subtotal	114,919.90
March 2023	10190	10029a	PA1	20,819,206.05	4.608	03/01/2023	97,935.76
						Subtotal	97,935.76
April 2023	10190	10029a	PA1	20,819,206.05	4.758	04/01/2023	112,017.44
						Subtotal	112,017.44
May 2023	10190	10029a	PA1	20,819,206.05	4.932	05/01/2023	147,543.30
						Subtotal	147,543.30
June 2023	10190	10029a	PA1	20,819,206.05	5.151	06/01/2023	253,471.46
						Subtotal	253,471.46
July 2023	10190	10029a	PA1	20,819,206.05	5.200	07/01/2023	166,057.77
						Subtotal	166,057.77
August 2023	10190	10029a	PA1	20,819,206.05	5.234	08/01/2023	129,491.69
						Subtotal	129,491.69
September 2023	10190	10029a	PA1	20,819,206.05	5.341	09/01/2023	144,537.16
						Subtotal	144,537.16
October 2023	10190	10029a	PA1	20,819,206.05	5.385	10/01/2023	136,846.17
						Subtotal	136,846.17
December 2023	10190	10029a	PA1	20,819,206.05	5.431	12/01/2023	160,182.00
						Subtotal	160,182.00

Kittitas Co Investment Pool
 Received Interest
 Received January 1, 2023 - December 31, 2023

Date Received	CUSIP	Investment #	Security Type	Par Value	Current Rate	Interest	
						Date Received	Amount Received
Total							1,573,364.88